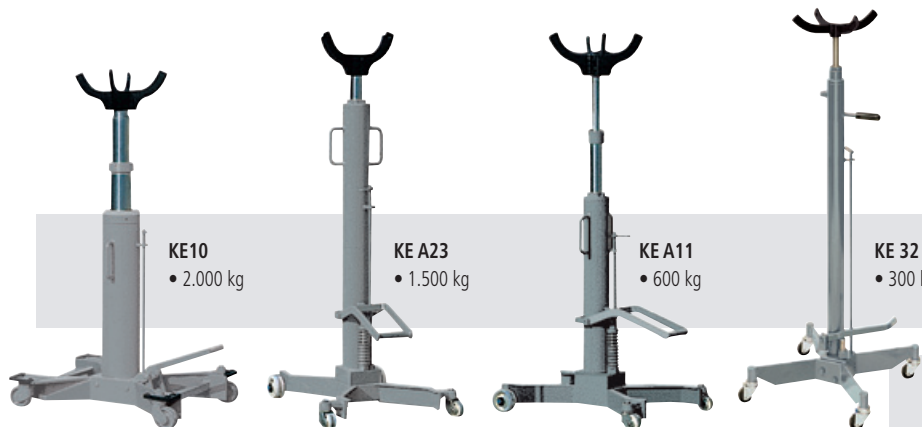
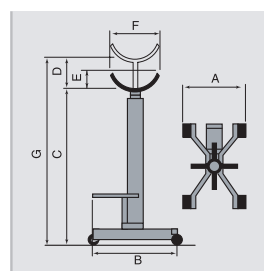


SOLLEVATORI DA FOSSA / TRANSMISSION JACKS / GETRIEBEBEHER / VERINS DE FOSSE / GATOS DE FOSO



KE 40/200 kg



Pistone a 2 stadi
2 stage piston

Pistone a 2 stadi
2 stage piston

	DIMENSIONI / DIMENSIONS / ABMESSUNGEN DIMENSIONS / DIMENSIONES (mm)						
	A	B	C	D	E	F	G = C+D
KE 10	670	785	985	945	79	385	1903
KE a23	545	690	1250	892	82	360	2142
KE a11	545	690	983	975	82	360	1958
KE 32	350	580	1183	970	40	304	2153


CAVALLETTI MOTORE / ENGINE STANDS / MOTORBÖCKE / SUPPORT MOTEURS / SUPORTES PARA MOTORES



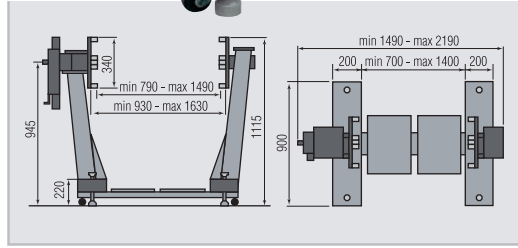
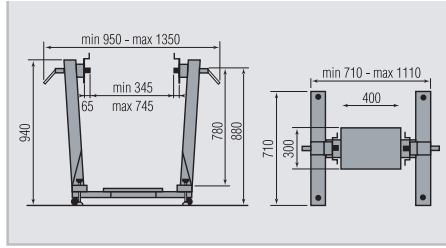
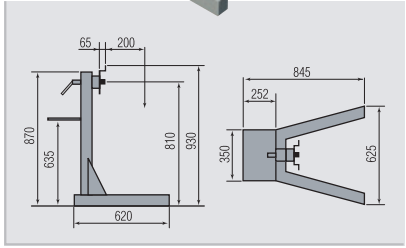
R10
• 500 kg




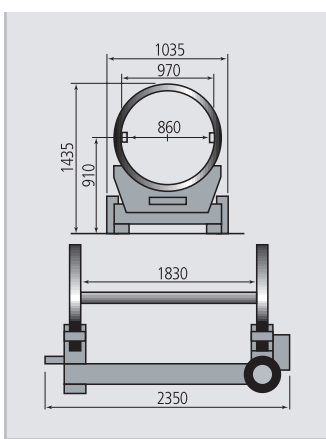
R12
• 800 kg



R11
• 1.200 kg



BANCO ROTATIVO / ROTATING ENGINE STAND / ROTATION STAND / SUPPORT ROTATIF / BANCO ROTATIVO PARA MOTORES



R15
• 2.000 kg
• 2x0,5 kW
• 1 rpm



PRESSE / PRESSES / PRESEN / PRESSES / PRENSAS

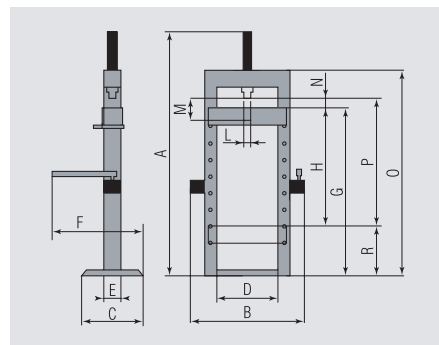
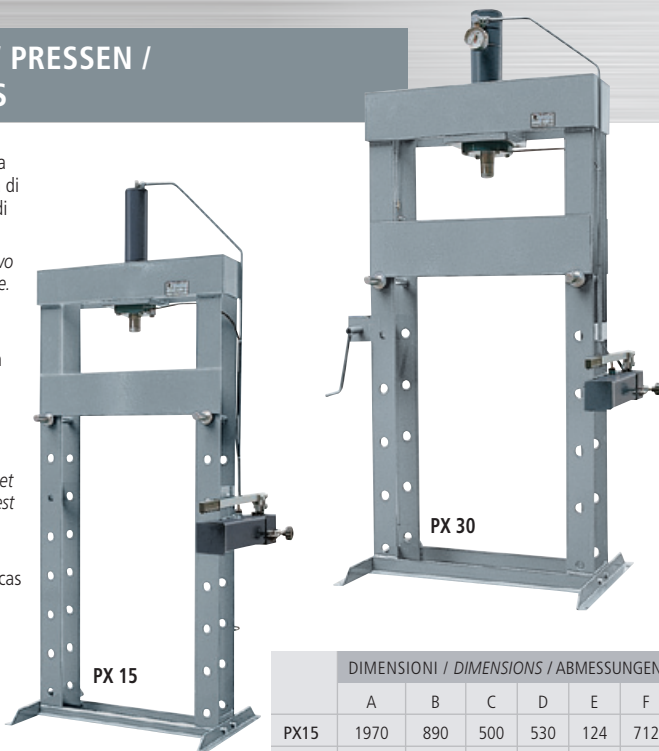
Presse idrauliche manuali con pompa a due velocità automatiche e valvola di taratura. La pressa PXB15 è dotata di pompa a pedale.

Hydraulic presses with hand pump, two automatic speeds and calibration valve. The PXB15 is fitted with foot pump.

Hydraulische Werkstattpressen mit Handpumpe mit zwei automatischen Geschwindigkeiten und Eichventil. Die Presse PXB15 ist mit Fusspumpe versehen.

Presses hydrauliques manuelles avec pompe à double vitesse automatique et soupape de tarage. La presse PXB15 est équipée de pompe à pédale.

Presas hidráulicas manuales con bomba de dos velocidades automáticas y válvula de calibrado. La prensa PXB15 funciona con bomba de pie.



	DIMENSIONI / DIMENSIONS / ABMESSUNGEN / DIMENSIONS / DIMENSIONES (mm)														
	A	B	C	D	E	F	G	H	L	M	N	O	P	R	
PX15	1970	890	500	530	124	712	1328	987	Ø 45	170	162	1700	1149	341	
PX30	2018	1028	650	650	180	788	1296	987	Ø 55	210	205	1770	1191	309	

						PX15-PXB15		PX30
Potenza	Capacity	Druckleistung	Force	Potencia	ton	15	30	
Pressione max.	Max. pressure	Max. Druck	Pression maxi	Presión máx.	bar	390	425	
Avanzamento stelo per pompata lento	Shaft feed by one pump stroke, slow	Schaftvorschub bei jeder Pumpstätigkeit, langsam	Avance du piston chaque coup de pompe, lente	Avance vástago por recorrido de bomba, lento	mm	0,80	0,43	
Avanzamento stelo per pompata rapido	Shaft feed by one pump stroke, quick	Schaftvorschub bei jeder Pumpstätigkeit, schnell	Avance du piston chaque coup de pompe, rapide	Avance vástago por recorrido de bomba, rápido	mm	4,8	2,7	
Peso	Weight	Gewicht	Poids	Peso	kg	130	230	

VASCHE A CALDO / WASHING TANKS WITH HEATED WATER / HEISSWASSER TEILE WASCHMASCHINE / BACS DE LAVAGE A EAU CHAUDE / LAVADORAS DE PIEZAS DE AGUA CALIENTE



VE 1200M
• Ø = 1200 mm
• 220 litres



VE 1000M
• Ø = 1000 mm
• 175 litres



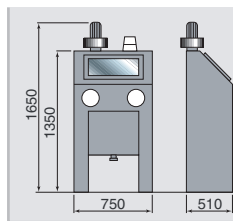
VE 800M
• Ø = 800 mm
• 100 litres

Motor Rotation



SABBIATRICE / SAND BLASTER / SANDSTRAHLKABINE / SABLEUSE / ARENADORA

DATI TECNICI	TECHNICAL DATA	TECHNISCHE DATEN	DONNEES TECHNIQUES	DATOS TÉCNICOS	R90N	
Portello	Inlet door	Eingabe-Tür	Porte	Puerta	mm	645x295
Piano di lavoro	Working surface	Arbeitsfläche	Surface de travail	Plano de trabajo	mm	500x750
Pressione di esercizio	Working pressure	Betriebsdruck	Pression de service	Presión de trabajo	Bar	8
Consumo aria	Air consumption	Luftverbrauch	Consommation d'air	Consumo de aire	lt/1'	300
Aspiratore	Aspirator	Luftsauger	Aspirateur	Aspirador	Volt	220/380 3PH
Peso	Weight	Gewicht	Poids	Peso	kg	85



R 90N